

Intermediate Level Triathlon Training Program

By Sean Molina



(Please note that this plan is generic and individual athletes may require modification for optimal performance. It is intended only as a framework for training structure. The following program would work quite well in preparing you for a Sprint or Olympic Distance Triathlon.

(Please read the disclaimer on the back page before starting the program)

PROGRAM NOTES

SWIMMING

- If new to swimming, a coached program will be incredibly beneficial to your swimming progress.

CYCLING

- Your emphasis at this stage of fitness should be on what's referred to as **spinning**, working on a high cadence of 90 to 100 rpms (revolutions per minute). Not only will you be building more neuromuscular efficiency, you will also receive a greater cardiovascular benefit. Additionally, you will be more apt to avoid some of the injury pitfalls of cycling. A cycling computer would be very useful in monitoring your cadence so that your spinning is consistent.

RUNNING

- If possible, do most of your running on good, smooth **trails** to avoid concrete and pavement.
- A good **warm-up** is very important. A recommendation is to start with a 3 min walk, 3 minute light, slow jog, then 5 minutes light, gentle stretching. THEN start your run. There's overwhelming consensus in athletic community that having blood flowing to your muscles is a must before stretching. NEVER stretch a cold muscle.
- **Cool-down** is very important to your recovery for the next workout. Walking for at least 5-10minutes at the end of your run not only improves recovery, but has aerobic benefits more than you might think. Post-workout is a great time to **stretch**.

STRENGTH SESSIONS

- Strength training should be **gradually introduced** into the training program, and should not cause excess muscular soreness or detract from key weekly sessions...in your first 2 weeks be very conservative!
- Strength sessions need only last for 20-30 minutes, and should include 2-3 sets of each exercise with each set comprising of 15-20 reps. Your first priority should be to strengthen your **core**.

Description of Rate of Perceived Exertion (RPE)

Rate of Perceived Exertion pertains to how hard you feel your body is working. It refers to the physical sensations you may experience during physical activity, including increased breathing rate, heart rate, muscle fatigue, and increased sweating. Although it is subjective in nature, your exertion rating may provide a fairly good estimate of your actual heart rate during physical activity. You will certainly get better at utilizing this very important training tool over time.

ZONE	RPE	DESCRIPTION	EFFECT ON SPEECH
1 (Recovery)	<5	Very Easy	Could sing the "Star Spangled Banner" & hit high note w/ ease
2 (Aerobic)	6	Easy	Can carry on a fairly normal conversation
3 (Tempo)	7	Comfortably Hard	Conversation is somewhat affected by breathing
4 (Sub-Threshold)	8	Hard	Sentences are very short and labored
5 (Super-Threshold)	9	Very Hard	Can mutter a few words at a time
5a (Aerobic Capacity)	10	Maximum Effort	Tongue hanging out of mouth

PROGRAM PRINCIPLES & EXPLANATIONS

Principles:























































- During the **first month**, consistency and establishing a training routine are key.
- During the **first year** of comprehensive training, the most important focus for development is on aerobic work on a consistent basis. Aerobic work is characterized as low to moderate intensity, pushing your limits of duration...not speed.
- After the first 4 week training cycle of the program, you'll see that the subsequent cycles have 3 week progressive increases in workload followed by a significant reduction in workload for the **fourth week** to allow for recovery and injury prevention.
- Strength should have as its focus strengthening of the core, and on use light weight with high reps.

Explanations:

- Swim distances refers to total **freestyle stroke** swimming. It is recommended that you also do a minimum of 100m freestyle kick. If you are relatively new to swimming, recommended that you do short segments, such as 50 or 100 meters, with close to full recovery, so that you can focus on proper swimming mechanics. Extend the distance of your intervals as you get stronger. Joining a masters program would be ideal.
- The prescribed **Tempo bike riding** is the time you are riding largely uninterrupted and steady at a "comfortably hard" effort.
- Tempo runs should include a 5min walk/jog warm-up and a 5min cool-down walk/jog. Running on stable and smooth trails is preferable to pavement for injury prevention.

























































Olympic Distance **Intermediate** Program (by Sean Molina)

Weeks 1 - 4

	Mon	Tues	Wed	Thurs	Fri	Sat	Sun	Totals
Week 1	Date:	Date:	Date:	Date:	Date:	Date:	Date:	
	DAY OFF	 Moderate Run 40min RPE 6 & 7	 Tempo Swim 1000 meters RPE 7  Strength	 Tempo Run 30 min RPE 7	 Long Swim 1400 meters RPE 6  Strength	 Long Run 50 min RPE 6	 Long Bike 120 min RPE 6	 2,400m  270 mins
			 Tempo Bike 60 min RPE 7		 Moderate Bike 90 min RPE 6 & 7			 120 mins
Week 2	Date:	Date:	Date:	Date:	Date:	Date:	Date:	
	DAY OFF	 Moderate Run 40 min RPE 6 & 7	 Tempo Swim 1000 meters RPE 7  Strength	 Tempo Run 30 min RPE 7	 Long Swim 1400 meters RPE 6  Strength	 Long Run 50 min RPE 6	 Long Bike 120 min RPE 6	 2,400m  270 mins
			 Tempo Bike 60 min RPE 7		 Moderate Bike 90 min RPE 6 & 7			 120 mins
Week 3	Date:	Date:	Date:	Date:	Date:	Date:	Date:	
	DAY OFF	 Moderate Run 40 min RPE 6 & 7	 Tempo Swim 1000 meters RPE 7  Strength	 Tempo Run 30 min RPE 7	 Long Swim 1400 meters RPE 6  Strength	 Long Run 50 min RPE 6	 Long Bike 120 min RPE 6	 3,400m  270 mins
			 Tempo Bike 60 min RPE 7		 Moderate Bike 90 min RPE 6 & 7	 Moderate Swim 1000 meters RPE 6 & 7		 120 mins
Week 4	Date:	Date:	Date:	Date:	Date:	Date:	Date:	
	DAY OFF	 Moderate Run 40 min RPE 6 & 7	 Tempo Swim 1000 meters RPE 7  Strength	 Easy Run 30 min RPE 6	 Long Swim 1400 meters RPE 6  Strength	 Easy Run 40 min RPE 6	 Long Bike 120 min RPE 6	 3,400m  270 mins
			 Easy Bike 60 min RPE 6		 Moderate Bike 90 min RPE 6 & 7	 Moderate Swim 1000 meters RPE 6 & 7		 110 mins

Olympic Distance **Intermediate** Program (by Sean Molina)

Weeks 5 - 8

	Mon	Tues	Wed	Thurs	Fri	Sat	Sun	Totals
Week 5	Date:	Date:	Date:	Date:	Date:	Date:	Date:	
	DAY OFF	 Moderate Run 40min RPE 6 & 7	 Tempo Swim 1000 meters RPE 7  Strength	 Tempo Run 30 min RPE 7	 Long Swim 1500 meters RPE 6  Strength	 Long Run 60 min RPE 6	 Long Bike 120 min RPE 6	 3,700m  330 mins
			 Tempo Bike 90 min RPE 7		 Moderate Bike 120 min RPE 6 & 7	 Moderate Swim 1200 meters RPE 6 & 7		 130 mins
Week 6	Date:	Date:	Date:	Date:	Date:	Date:	Date:	
	DAY OFF	 Moderate Run 50 min RPE 6 & 7	 Tempo Swim 1000 meters RPE 7  Strength	 Tempo Run 40 min RPE 7	 Long Swim 1500 meters RPE 6  Strength	 Long Run 60 min RPE 6	 Long Bike 150 min RPE 6	 3,700m  360 mins
			 Tempo Bike 90 min RPE 7 & 8		 Moderate Bike 120 min RPE 6 & 7	 Moderate Swim 1200 meters RPE 6 & 7		 150 mins
Week 7	Date:	Date:	Date:	Date:	Date:	Date:	Date:	
	DAY OFF	 Moderate Run 50 min RPE 6 & 7	 Tempo Swim 1000 meters RPE 7  Strength	 Tempo Run 40 min RPE 7	 Long Swim 1600 meters RPE 6  Strength	 Long Run 70 min RPE 6	 Long Bike 150 min RPE 6	 3,800m  360 mins
			 Tempo/Hills Bike 90 min RPE 7		 Moderate Bike 120 min RPE 6 & 7	 Moderate Swim 1200 meters RPE 6 & 7		 160 mins
Week 8	Date:	Date:	Date:	Date:	Date:	Date:	Date:	
	DAY OFF	 Moderate Run 40 min RPE 6 & 7	 Tempo Swim 1000 meters RPE 7  Strength	 Easy Run 30 min RPE 6	 Long Swim 1400 meters RPE 6  Strength	 Easy Run 40 min RPE 6	 Long Bike 120 min RPE 6	 3,400m  270 mins
			 Easy Bike 60 min RPE 6		 Moderate Bike 90 min RPE 6 & 7	 Moderate Swim 1200 meters RPE 6 & 7		 110 mins

Olympic Distance **Intermediate** Program (by Sean Molina)

Weeks 9 - 12

	Mon	Tues	Wed	Thurs	Fri	Sat	Sun	Totals
Week 9	Date:	Date:	Date:	Date:	Date:	Date:	Date:	
	DAY OFF	Moderate Run 50min RPE 6 & 7	Tempo Swim 1000 meters RPE 7 Strength	Tempo Run 40 min RPE 7	Long Swim 1800 meters RPE 6 Strength	Long Run 70 min RPE 6	Long Bike 150 min RPE 6	4,400m 360 mins
			Tempo/Hills Bike 90 min RPE 7		Moderate Bike 120 min RPE 6 & 7	Moderate Swim 1600 meters RPE 6 & 7		160 mins
Week 10	Date:	Date:	Date:	Date:	Date:	Date:	Date:	
	DAY OFF	Moderate Run 50 min RPE 6 & 7	Tempo Swim 1000 meters RPE 7 Strength	Tempo Run 40 min RPE 7	Long Swim 1800 meters RPE 6 Strength	Long Run 70 min RPE 6	Long Bike 180 min RPE 6	4,400m 390 mins
			Tempo/Hills Bike 90 min RPE 7		Moderate Bike 120 min RPE 6 & 7	Moderate Swim 1600 meters RPE 6 & 7		160 mins
Week 11	Date:	Date:	Date:	Date:	Date:	Date:	Date:	
	DAY OFF	Moderate Run 40 min RPE 6 & 7	Tempo Swim 1000 meters RPE 7 Strength	Tempo Run 40 min RPE 7	Long Swim 1800 meters RPE 6 Strength	Long Run 60 min RPE 6	Long Bike 150 min RPE 6	4,400m 360 mins
			Tempo/Hills Bike 90 min RPE 7		Moderate Bike 120 min RPE 6 & 7	Moderate Swim 1600 meters RPE 6 & 7		120 mins
Week 12	Date:	Date:	Date:	Date:	Date:	Date:	Date:	
	DAY OFF	Tempo Swim 800 meters RPE 7	Tempo Bike 90 min RPE 7	DAY OFF	Easy Swim 400 meters RPE 6 & 7	RACE!!!		1,200m 150 mins
		Tempo Run 30 min RPE 8			Easy Bike 60 min RPE 6 & 7			30mins

Disclaimer: Using this program requires that you consult with your physician before following any training instructions you receive through the Chico Tri Club or the coaching services provided by its members. Neither Chico Tri Club or Sean Molina are licensed medical care providers and represent that they have no expertise in diagnosing, examining, or treating medical conditions of any kind, or in determining the effect of any specific exercise on a medical condition. The Chico Tri Club or Sean Molina are not prescription systems and are not intended to be a substitute for professional medical advice, diagnosis, or treatment. You should understand that when participating in any exercise or exercise program, there is the possibility of physical injury and or death. You should never disregard medical advice or delay in seeking it because of something you have read on the Chico Tri Club Web site. Chico Tri Club or Sean Molina is not responsible for any health problems that may result from training programs you receive from its members. If you engage in any training program you receive through Chico Tri Club or Sean Molina, you agree that you do so at your own risk, are voluntarily participating in these activities, assume all risk of injury to yourself, and agree to release and discharge Chico Tri Club or Sean Molina from any and all claims or causes of action, known or unknown, arising out of the negligence of Chico Tri Club or Sean Molina. You agree to indemnify and hold harmless Chico Tri Club or Sean Molina for any loss, liability, claim, damage, and expenses (including reasonable attorneys' fees) brought by you, anyone acting on your behalf, or any third party, in any way arising from or in connection with your use of the information or services you receive through Chico Tri Club or Sean Molina. Chico Tri Club or Sean Molina are not responsible for the accuracy, reliability, effectiveness, or correct use of information you receive through the Chico Tri Club.com web site, or for any health problems that may result from training programs, products, or events you learn about through ChicoTriClub.com or associated coaching services. Chico Tri Club or Sean Molina do not certify content or endorse any information supplied by other companies for our Web site. PLEASE NOTE: Not all exercises are suitable for everyone. Before you begin following any training instructions you receive from Chico Tri Club or Sean Molina, you should have permission from your physician to participate in vigorous training. If you ever feel discomfort or pain, do not continue. The instructions and advice presented by ChicoTri Club or Sean Molina are in no way intended as a substitute for medical counseling. Limitation of Liability: Chico Tri Club, Sean Molina, and their affiliates and sponsors are neither responsible nor liable for any direct, indirect, incidental, consequential, special, exemplary, punitive or other damages arising out of or relating in any way to the ChicoTriClub.com Web site or the coaching services provided by Chico Tri Club or Sean Molina, and/or content, or information contained within the web site, and/or content or information contained in e-mails from Chico Tri Club or Sean Molina in furtherance of such coaching services. Your sole remedy for dissatisfaction with the services provided is to stop using those services. Waiver and Indemnity: Your use of any services and information obtained through Chico Tri Club.com, including but not limited to the coaching services of Chico Tri Club or Sean Molina, certifies that you have read this Agreement and hereby for yourself, your heirs executors and assigns, waive, release and hold harmless Chico Tri Club or Sean Molina from any and all claims, demands, liabilities, rights or causes of action arising out of or in connection with participation in activities proscribed by the aforementioned parties. You agree to defend, indemnify, and hold Chico Tri Club or Sean Molina, and their officers, directors, employees, agents, licensors, and suppliers, harmless from and against any claims, actions or demands, liabilities and settlements including without limitation, reasonable legal and accounting fees, resulting from, or alleged to result from, your violation of the terms and conditions of this Agreement.